



Vizag Lifting Equipments




The Complete Material Handling Catalogue.


**Strength, Precision,
and Certified Safety
for Heavy Industry.**



Uncompromising Standards and In-House Proof Testing



| | |
|---|--|
|  | <p>Quality Assurance: ISO 9001 Compliant Manufacturing facility based in Visakhapatnam, AP.</p> |
|  | <p>Global Compliance: All equipment engineered to rigorous global standards including EN, IS, AS, and ASME B30.9.</p> |
|  | <p>Verified Strength: Every lifting asset is strictly proof-tested, with manufacturer test certificates provided. Third-party inspection (RITES, SGS, Bureau Veritas) available upon request.</p> |

 **Safety Note:** Working Load Limit (WLL) markings are stamped natively on all hardware as per IS/EN requirements.

The VLE Lifting Ecosystem: Tracing the Line of Tension



1. Lifting & Traversing (The Anchor): Supplying the mechanical force. Featuring Hoists, Pulley Blocks, Spreader Beams, and Electric Trolleys.



2. Connecting Hardware (The Joints): The crucial links transferring load force. Featuring Master Links, Oblong Rings, Chain Connectors, and Shackles.



3. Load Contact (The Grip): Equipment directly interfacing with the payload. Featuring Webbing Slings, Round Slings, Plate Lifting Clamps, and Magnets.

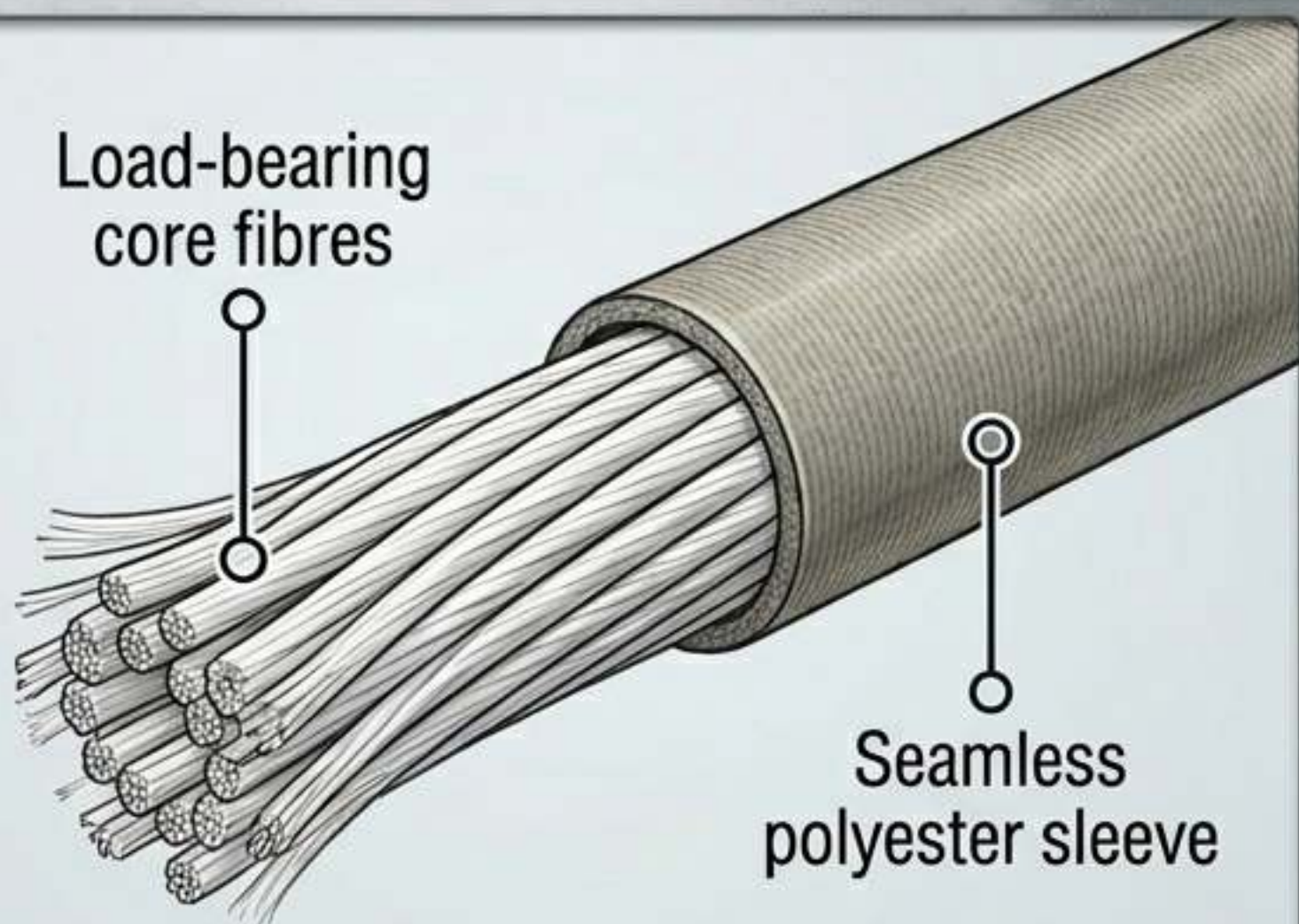
Flat Webbing Slings: Scaling Synthetic Strength



Engineered from 100% High-Tenacity Polyester (EN 1492-1 / ASME B30.9). Max working temp 90°C.

| Simplex (Single Ply) | Duplex (Double Ply) | Quadruplex (3 & 4 Ply) | Multilayer (6 to 8 Ply) |
|--|---|---|--|
| <p>Capacity: Up to 6T</p> <p>Width: Up to 300mm</p> <p>Use: General purpose hoisting and fragile load surfaces.</p> | <p>Capacity: Up to 12T</p> <p>Width: Up to 600mm</p> <p>Use: Medium heavy lifting, 80% lighter than equivalent wire/chain.</p> | <p>Capacity: Up to 24T</p> <p>Width: Up to 300mm</p> <p>Use: Multi-leg setups for wide structural members.</p> | <p>Capacity: Up to 110T</p> <p>Width: Up to 300mm</p> <p>Use: Ultra-heavy lifts including transformers, reactors, and port cranes. Safety factor up to 8:1.</p> |

Endless & Round Slings: Seamless Continuous Protection



Anatomy of a Round Sling: The load-bearing core fibres are completely enclosed by a seamless polyester sleeve. Fibres never contact the load directly.

Endless Round Slings

Configured in a continuous loop. Wear points can be perpetually rotated around the circumference to vastly extend sling lifespan. Available from 1T to an immense 100T capacity.

Eye-to-Eye Round Slings

Features fitted eyes at both ends. Enables direct connection to crane hooks and shackles without additional hardware, perfect for confined space rigging.

Anatomy of a Heavy-Duty Chain Sling System

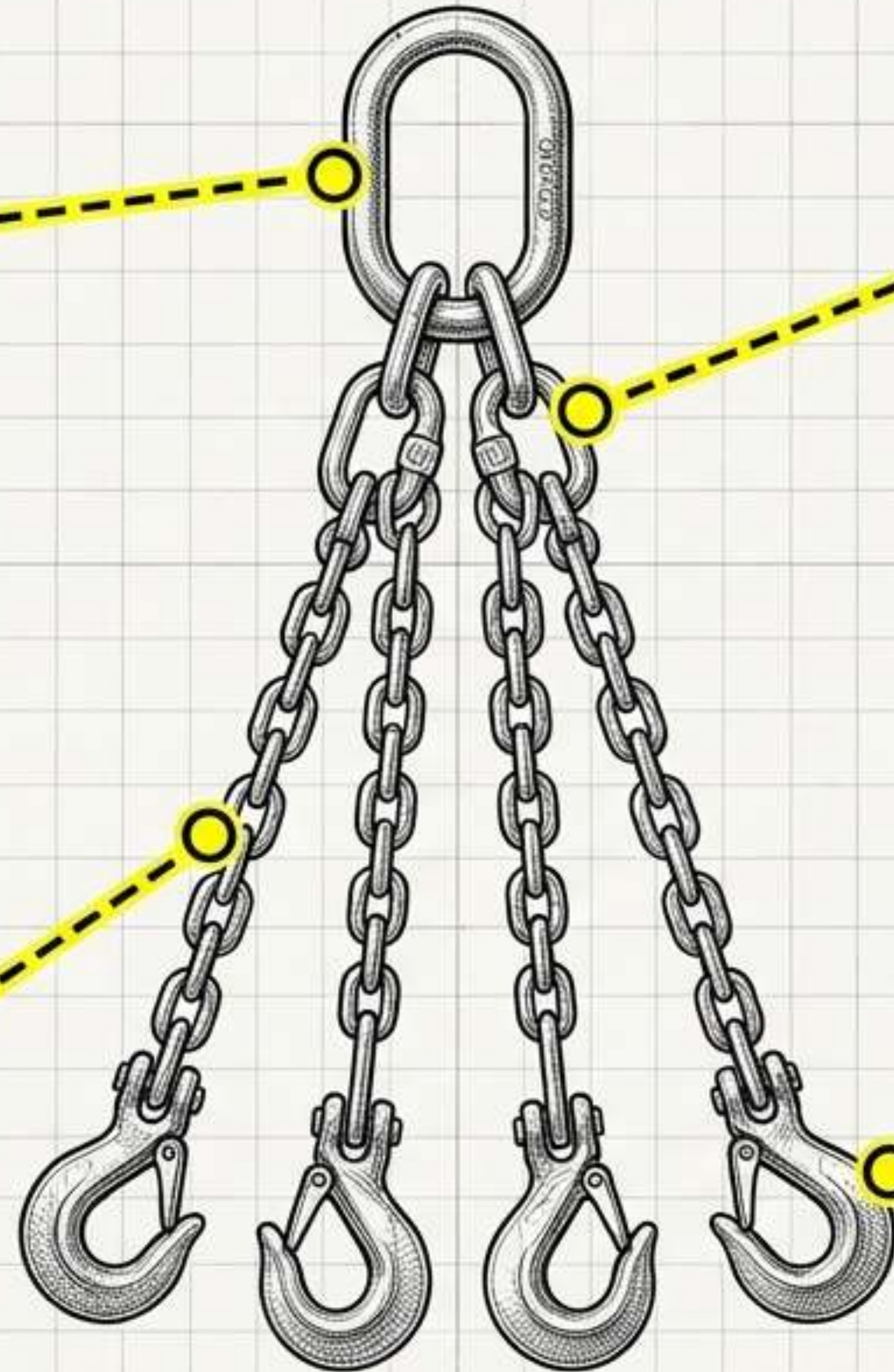
Rated for high-temperature foundries and aggressive environments (Up to 200°C).

Oblong Master Link:
The primary top connection component. Rated up to 45T WLL.

Connecting Link:
Grade 80 alloy steel coupling used to securely attach chain legs to the master link.

Grade 80 Load Chain:
High-tensile alloy steel chain. Continuous heat treatment ensures uniform hardness. E-coated for rust prevention.

Eye Hook with Latch:
Forged Grade 80 end fitting. Standard safety latches secure connection to load rings or pad eyes.



Essential Connection Hardware: Shackle Selection

Forged alloy/carbon steel, CE marked, Design Factor 6:1. Available up to 55T WLL.



Dee (D) Shackles

- **Profile:** Narrow D-shaped bow.
- **Physics:** Designed exclusively for strict in-line / straight-pull loads.
- **Application:** Connecting lifting hooks directly to crane blocks or single wire ropes.

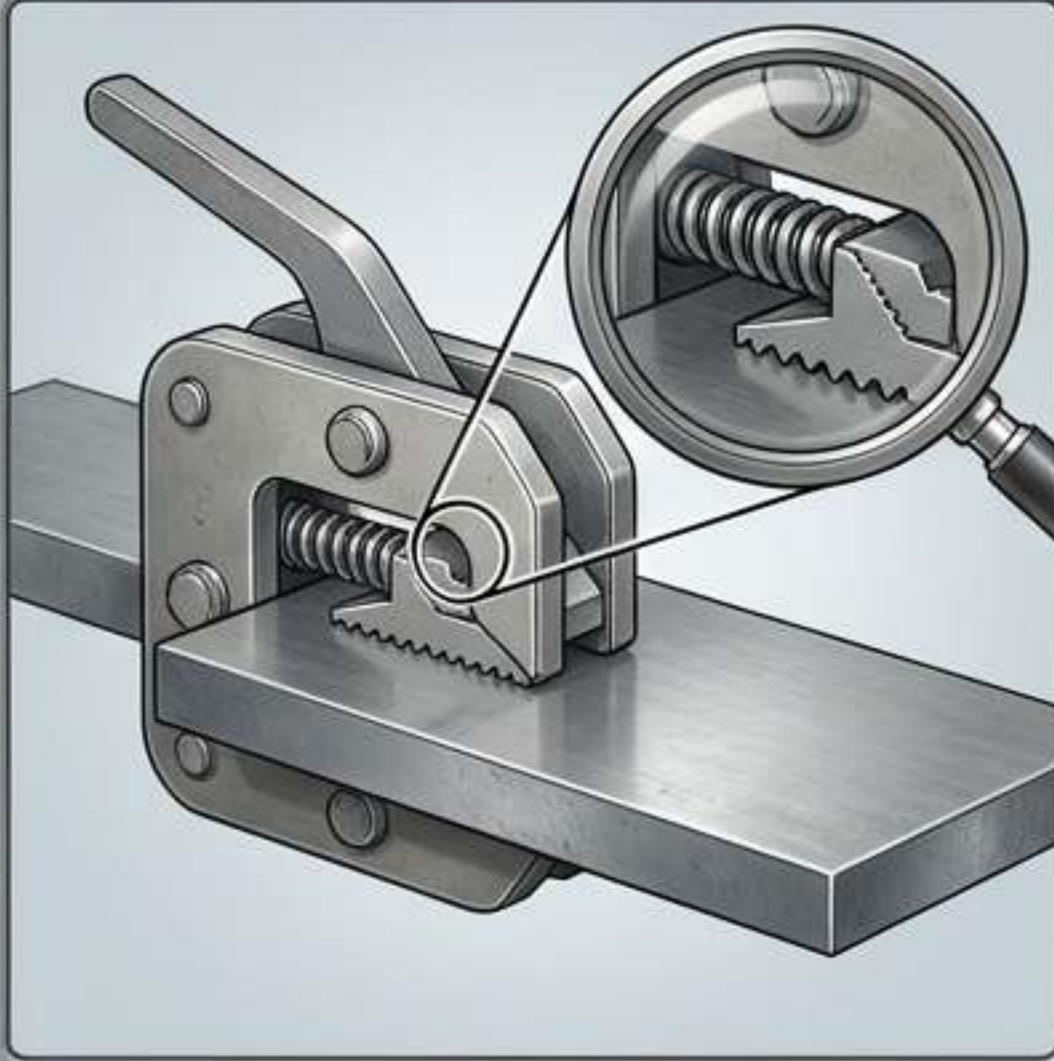


Bow (Anchor) Shackles

- **Profile:** Wide, rounded bow design.
- **Physics:** Engineered to safely accommodate multi-directional and angular loading.
- **Application:** Multi-leg wire rope or chain sling assemblies where sling rotation under load occurs.


Plate Lifting Solutions: Selecting the Right Clamp

Horizontal Lifting (HPLC)



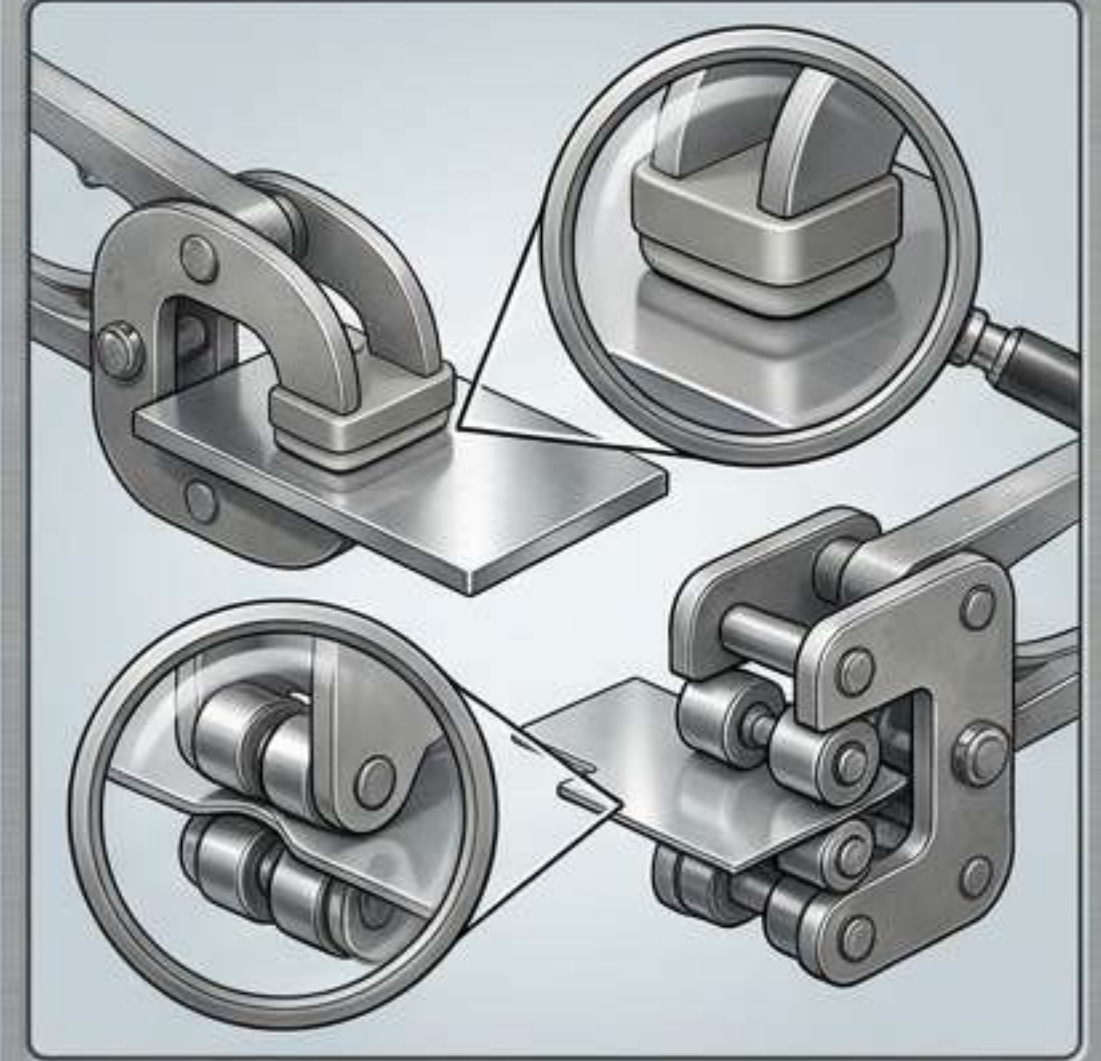
Self-locking cam jaw tightens under load. Must be used in pairs for moving and positioning steel plates in rolling mills and shipyards. (Up to 7.5T Pair).

Vertical Self-Gripping (VPLC)



Specifically engineered for vertical lifts. The cam jaw tightens automatically under the weight of the load. Ideal for I-beams and channel positioning. (Up to 12T).

Speciality Applications

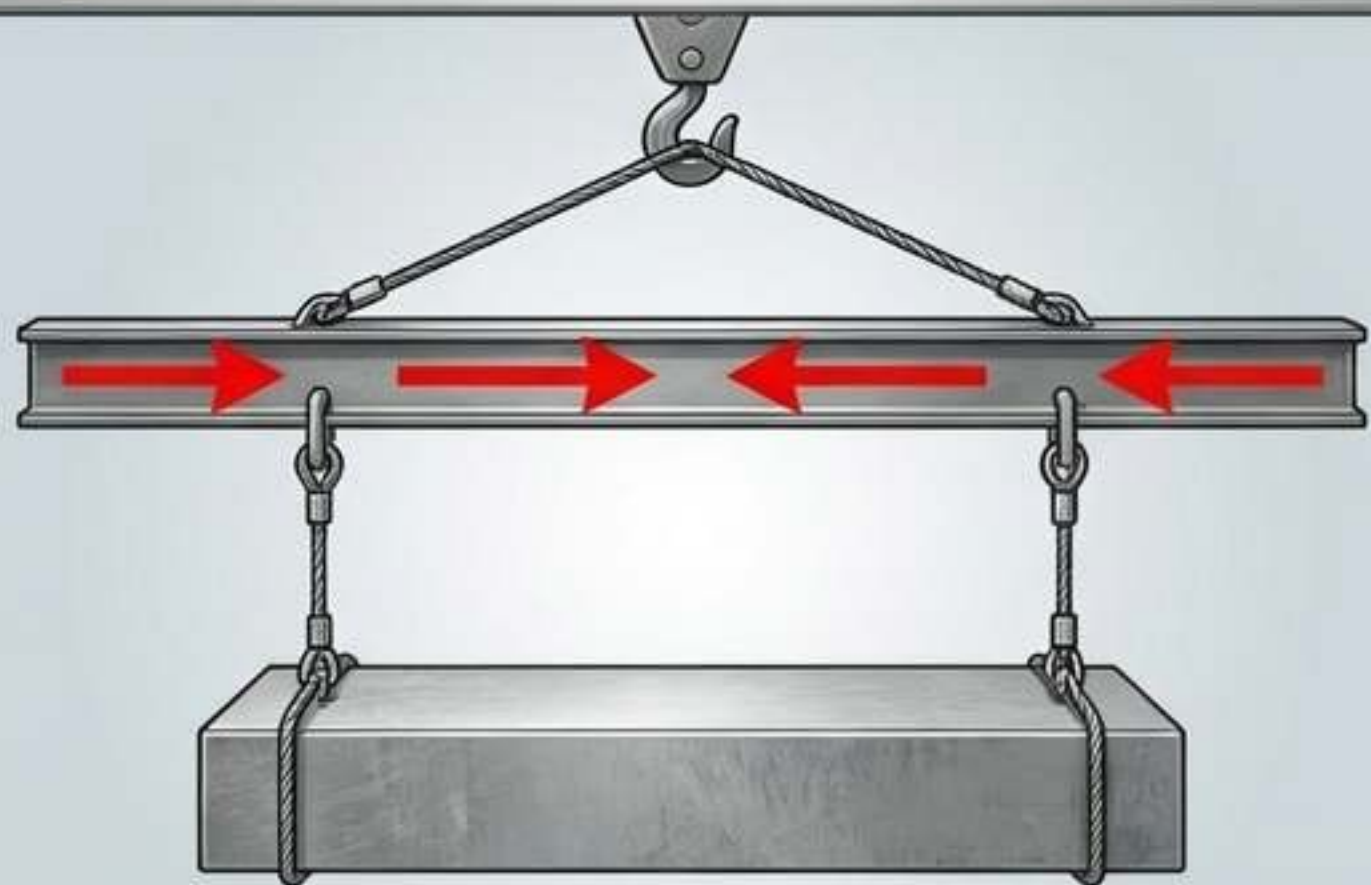


Non-Marring Clamps: Utilise smooth inserts to protect finished stainless steel or painted surfaces.

Roller Jaw Clamps: Reduce marking during precision sheet metal handling.

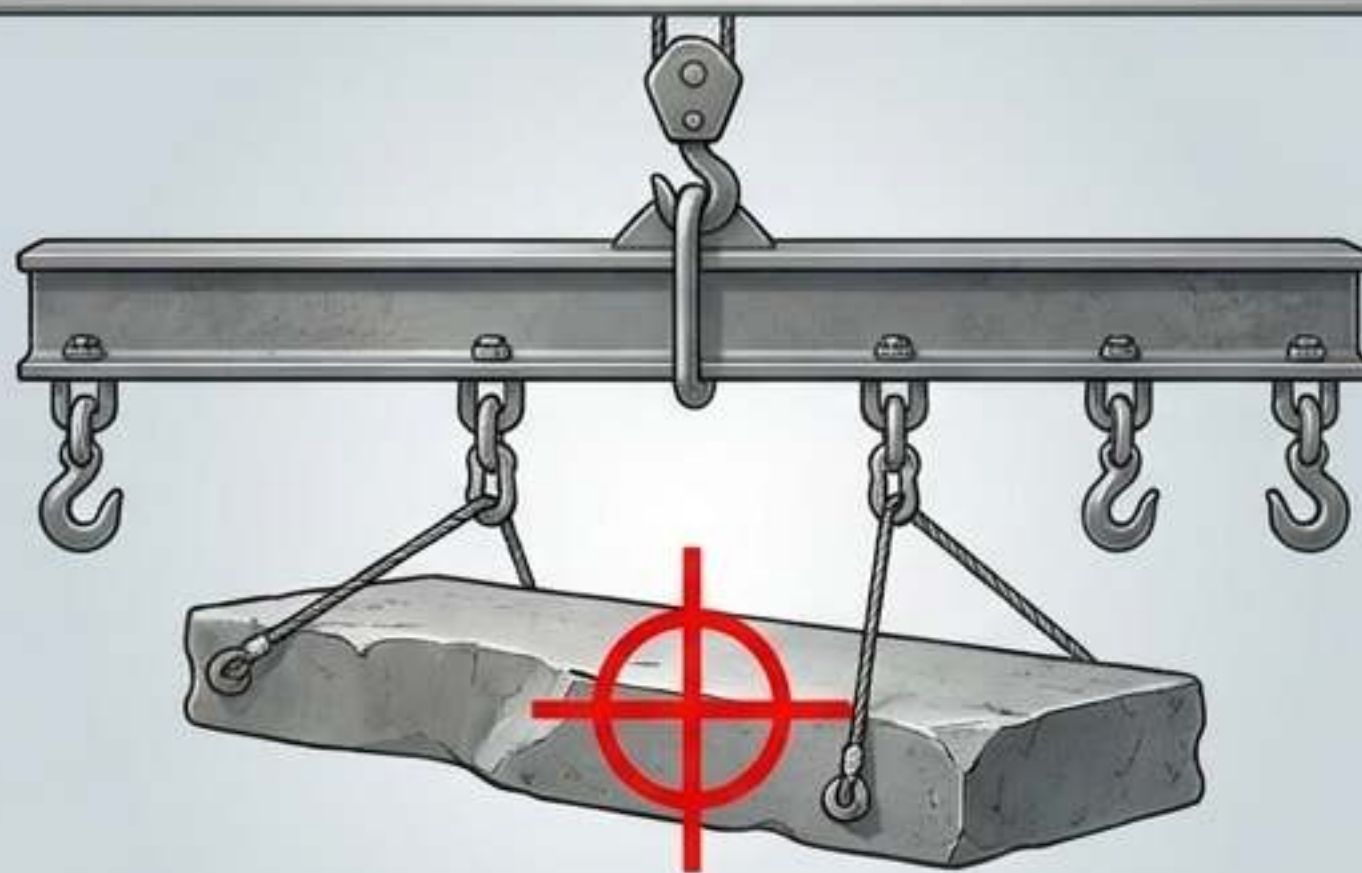
Structural Span Control: Spreader vs. Lifting Beams

Spreader Beams (Up to 25T):



- **Mechanics:** Converts lifting loads into compressive forces within the bar.
- **Advantage:** Lighter structure. Eliminates inward crushing forces, protecting fragile loads from sling compression.

Adjustable Lifting Beams (Up to 10T):



- **Mechanics:** Single top attachment point with multiple lifting points underneath.
- **Advantage:** The adjustable top bail can be positioned directly over the load's precise centre of gravity, making it the required choice for out-of-balance loads and restricted headroom environments.

Mechanical Advantage: Manual Hoisting Solutions

**Model Gold Chain Pulley
(Up to 10T)**



The premium standard. Features fully pocketed S.G. iron casting load wheel, Grade 100 alloy steel chain, and a mechanical screw friction self-actuating disc brake with dual ratchet pawls.

**Model Silver Chain Pulley
(Up to 5T)**



Compact and lightweight for mobile maintenance. In-house forged spur gears with case hardening, Grade 80 load chain, and e-coated rust protection.

**Ratchet Lever Hoist
(Up to 6T)**

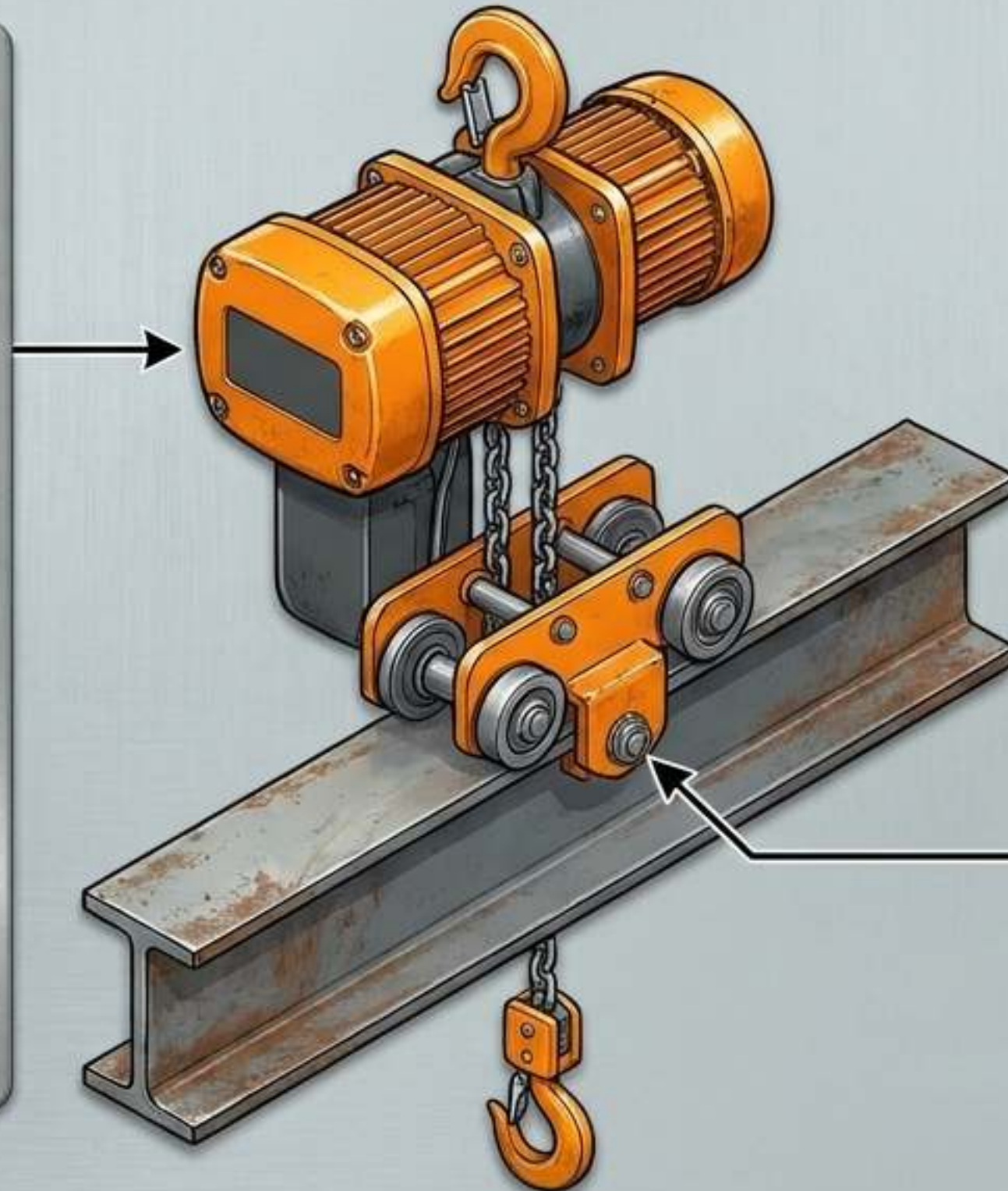


Designed for operations at any angle. Ideal for tensioning, pulling, and load securing in confined spaces. Instant-engagement mechanical load brake.

Powered Traverse & Lift: Electric Hoist Systems

FHEH Series Electric Chain Hoist:

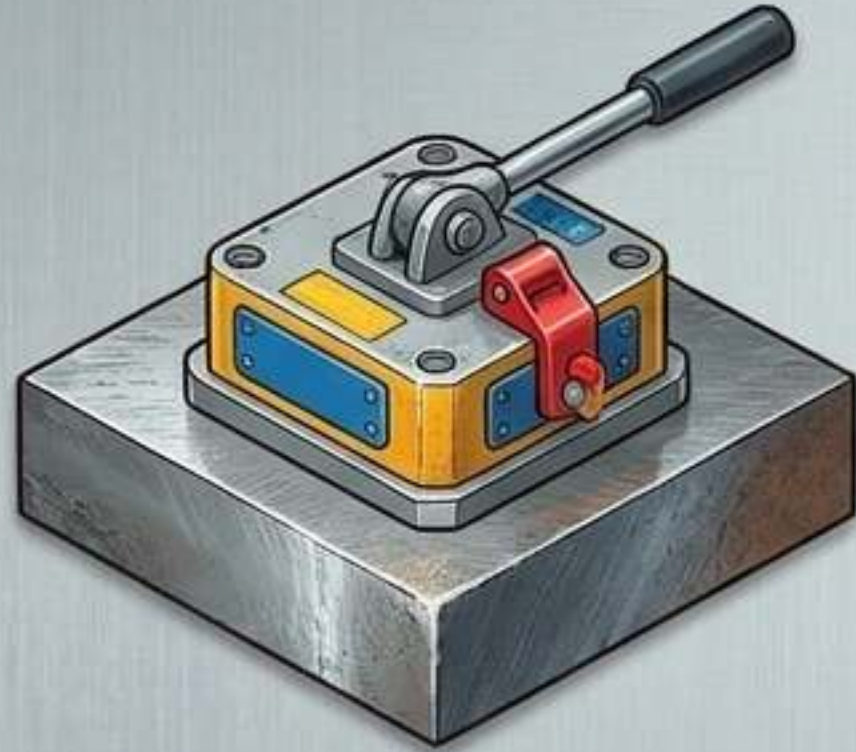
- **Power:** Squirrel cage induction motor (40% CDF, IP-55 protection). Single and dual speed options.
- **Durability:** Aluminium die-cast body, precision-cut spur gears, and Grade 80 load chain.
- **Safety:** Built-in wrong phase protector, limit switches, and free-swivelling forged hooks. Up to 5T capacity.



FHET Series Electric Trolley:

- Precision-machined anti-friction wheels (lateral wheels from 1T+).
- Adjustable compact design for beam widths 70mm to 180mm.
- Adjustable compact design for beam widths 70mm to 180mm. 10m/min traversing speed.

Specialised Load Control: Magnets and Rope Pullers

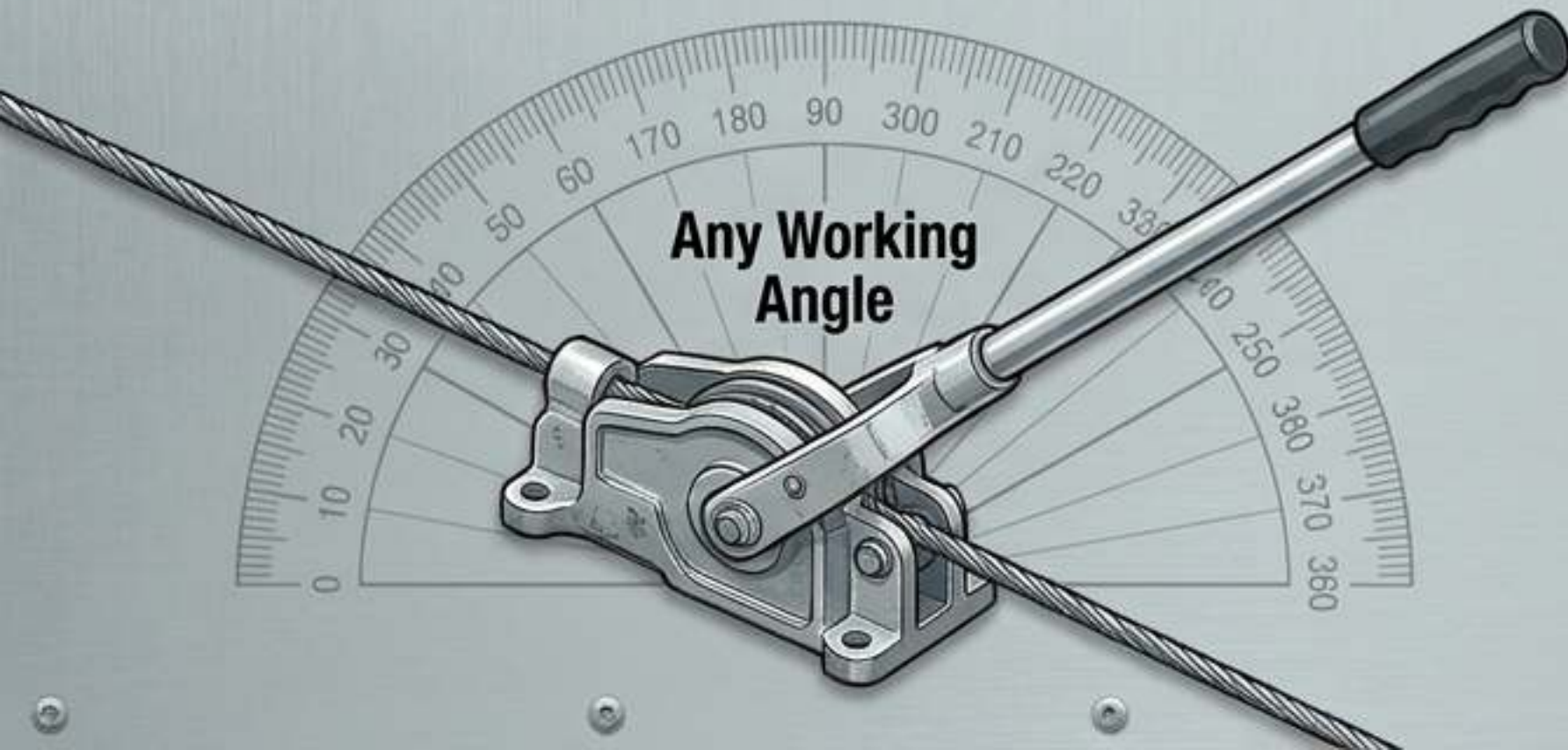


Permanent Magnet Lifters (FHPML Series):

Operates entirely without electrical power using a permanent magnetic circuit.

Guaranteed max pull-off strength greater than 3.5x the rated lifting capacity (up to 5,000kg).

One-handed lever operation; ideal for steel service centres and machine tool shops.



Wire Rope Pulling & Lifting Machine (FHPL Series):

A die-cast aluminium lever-operated machine.

Unique capability: Performs both pulling (up to 8.0T) and lifting (up to 5.4T) at any working angle.

5:1 Rope Safety Factor.

Precision Load Monitoring: FHCLC Crane Load Cell

In-line load measurement to prevent catastrophic overloads and facilitate proof load calibration.

Rugged Construction:

High-quality alloy steel receptor housed inside a tough aluminium die-cast enclosure.

Capacity:

Accurately measures loads from 1T up to 20T.



Clear Readouts:

38 mm LED/LCD display with active backlight for high visibility in dark industrial plants.

Remote Operation:

Features water-proof panel buttons and an infrared remote control to keep operators at a safe distance.

Rigging Best Practices & Safety Imperatives

VLE equipment is engineered for safety, but operational integrity depends on the rigger.



Geometry Matters:

Always apply proper sling angle derating factors for multi-leg assemblies (per EN 1492 / IS 2762).
Tension increases significantly as angles widen.



Protect the Asset:

Synthetic webbing and round slings must always be paired with anti-abrasion/anti-cutting sleeves when interacting with sharp-edged loads.



Zero Tolerance:

Immediately withdraw from service any equipment exhibiting wear, deformation, corrosion, or heat damage. Never exceed the stamped Working Load Limit (WLL).



Secure Your Operations. Contact VLE Today.

Partner with us for certified strength, precision engineering, and comprehensive lifting solutions.

Vizag Lifting Equipments (VLE)

Address: #28-9-1/1, Suryabagh Main Road,
Visakhapatnam - 530 020, Andhra Pradesh.

Email: info.vizaglifting@gmail.com

Phone: +91 9575993891 / +91 8555923530

GST: 37CITPC5759F1ZS

Note: Proof load test certificates and third-party inspection arrangements are available upon request.